

**KHSAA TITLE IX  
ANNUAL REPORT SUBMISSION  
STATUS REPORT  
2009-2010**

KHSAA  
Form T65  
Revised 4/09

TO: KHSAA Member School Superintendents, Principals, and Athletic Directors

FROM: Brigid L. DeVries, Commissioner  
Darren Bilberry, Assistant Commissioner

DATE: May 29, 2010

School	Kentucky Country Day High School	Reviewed by	Kathy Johnston
--------	----------------------------------	-------------	----------------

The following is a status report regarding the required 2009-2010 Title IX Annual Report submission of forms due into the KHSAA office by April 15, 2010. Appropriate KHSAA Audit Team personnel have reviewed these forms and the following is a summary of this review.


I. Checklist of Forms properly submitted in a satisfactory manner:

<input checked="" type="checkbox"/>	GE 19 (Annual Verification)	<input checked="" type="checkbox"/>	T-35 (Budget Expenses)
<input checked="" type="checkbox"/>	T-1 (Summary Program Chart 1)	<input checked="" type="checkbox"/>	T-36 (Budget Expenses)
<input checked="" type="checkbox"/>	T-2 (Summary Program Chart 2)	<input checked="" type="checkbox"/>	T-41 (Checklist – Overall Interscholastic Program)
<input checked="" type="checkbox"/>	T-3 (Summary Program Chart 3)	<input checked="" type="checkbox"/>	T-60 (Corrective Action Plan)
<input checked="" type="checkbox"/>	T-4 (Summary Program Chart 4)	<input checked="" type="checkbox"/>	T-63 (Interscholastic Survey Results)

II. Status

A.	<input checked="" type="checkbox"/>	2009-2010 Forms are satisfactory and no further information or action is necessary at this time.
B.		Errors have been noted with respect to the following forms:
C.		The following forms were omitted and must be submitted by school representatives:
D.	<input checked="" type="checkbox"/>	According to the 2009-2010 data, the school appears to be meeting the standards established in: <input checked="" type="checkbox"/> Test 1 (Athletic participation is proportionate to enrollment) <input type="checkbox"/> Test 2 (History and continuing practice of program expansion) <input checked="" type="checkbox"/> Test 3 (Full and effective accommodation of interests and abilities)
E.	<input checked="" type="checkbox"/>	Other Recommendation and Comments: All calculations appear to be correct, and the report is in good order. According to the data and responses submitted, the school is currently meeting the standards of Test 1 and Test 3 for the provision of athletic opportunities. In the area of benefits, total athletic spending appears to be well within acceptable parameters both on a percentage and per athlete basis. Thank you.

# 2009-2010 TITLE IX REPORT



Prepared by: Dr. J. Tim Green  
Director of Athletics  
Kentucky Country Day School  
March 18, 2010



**KENTUCKY HIGH SCHOOL ATHLETIC ASSOCIATION  
2009-2010 ANNUAL VERIFICATION OF TITLE IX PROCEDURES**

KHSAA Form GE19  
Rev. 04/09

(To be submitted by April 15, 2010 along with other required forms)

The Kentucky Country Day High School, Louisville, Kentucky  
(Name of High School) (City)

certifies to the Kentucky High School Athletic Association that the following is an accurate and true representation of the facts surrounding compliance with 20 U.S.C. Sections 1681-1688, et. Seq. (also known as Title IX). I certify the following provisions in accordance with records at the school contained in the permanent Title IX file, at least one copy of which must be maintained in the Principal's office, and to the best of my knowledge have completed the following tasks:

**I. Established a gender equity committee at the high school. (List committee personnel and provide attachment if necessary)**

Name	Address	Phone	Title (Supt., Principal, Student, Parent, Coach, Etc.)
Dr. J. Tim Green	Louisville, KY	502-423-0440	Des. Rep., AD, Parent, Coach
Kaye Dwyer	Louisville, KY	502-423-0440	Assoc. AD, Parent, Coach
Marche Harris	Louisville, KY	502-423-0440	Upper School Principal
Lisa Stringfellow	Louisville, KY	502-423-0440	Middle School Principal
Caroline Green	Louisville, KY	502-423-0440	Student/4 sport athlete
Ryan Scinta	Louisville, KY	502-423-0440	Student/ 2 sport athlete
Shelbi Hendricks	Louisville, KY	502-423-0440	Student/4 sport athlete
Amy Charasika	Louisville, KY	502-423-0440	Coach/Teacher/Girls AD

**II. Scheduled a minimum of three meetings during the 2009-2010 school year on the following dates:**

December 14, 2009
March 11, 2010
March 25, 2010

**III. Designated the following person(s) as the Title IX coordinator for the school:**

Name	Title	Address	Phone
Dr. J. Tim Green	Director of Athletics	Louisville, KY	502-423-0440

**IV. Designated the following person(s) as the Title IX coordinator for the district:**

Name	Title	Address	Phone
Dr. J. Tim Green	See above		

School personnel are continuing to make periodic reviews of the boys' and girls' athletics program reflected in the Corrective Action Plan.

In addition to the above information, the above referenced school maintains a complete permanent file relative to Title IX records including copies of the self-assessment audit, all corrective action plans, and other related materials.

Marche E. Harris 3/17 2010  
Principal's Signature Date

Buddy [Signature] N/A  
Superintendent Signature School Board Chairpersons' Signature  
(Send original copy to KHSAA - Maintain duplicate in Title IX school folder)



**2009-2010**  
**ACCOMMODATION OF INTERESTS AND ABILITIES**  
**SUMMARY PROGRAM CHART (Form T-1)**

KHSAA Form T1  
Rev. 04/09

**Participation Opportunities Test One**

		(Column 1)	(Column 2)	(Column 3)	(Column 4)
	Program	Enrollment	Percentage of Total Enrollment	Number of Interscholastic Participants (double and triple count)	Percentage of Total Participation
Row 1	GIRLS	142	49.8%	304	49.6%
Row 2	BOYS	143	50.2%	309	50.4%
Row 3	Totals	285	100%	613	100%

Instructions:

\*Number of 8<sup>th</sup> grade students & below used in  
 Column 3 and Column 4 calculations: 76

- 1) Determine the total number of girls enrolled, (place in Row 1, Column 1).  
 Determine the total number of boys enrolled, (place in Row 2, Column 1).
- 2) Add the total number of girls and boys enrolled to determine total enrollment, (place in Row 3, Column 1).
- 3) Calculate the percentage of total enrollment that is female. (Divide Row 1, Column 1 by Row 3, Column 1 and place in Row 1, Column 2.) Calculate the percentage of total enrollment that is male. (Divide Row 2, Column 1 by Row 3, Column 1 and place in Row 2, Column 2.) Note: Row 1, Column 2 plus Row 2, Column 2 should total 100%.
- 4) Ask coaches to confirm the names of those individuals who are on the team as of the first **date of regular season competition**, and cross out the names of those who were cut from the team or quit the team prior to the first regular season competitive event. Determine the total number of interscholastic athletics participants that are girls, (and place in Row 1, Column 3). In order to determine the total number of athletics participants, an individual should be counted each time he or she participates on a team. For example, if Jane Doe competes on the varsity volleyball team, the junior varsity volleyball team, the junior varsity basketball team, and the varsity softball team, she should be counted as four participants (**do not include club or intramural sports participants, cheerleaders, dance teams, or pom squads**). Calculate the same way for boys and girls. \* In addition, should 8<sup>th</sup> grade students and below play on a Freshman, Junior Varsity, or Varsity team, they should also be counted for each team and sport on which they participate. If applicable, please asterisk in the above notation as to how many 8<sup>th</sup> grade students & below are included in the totals.  
 Using the same procedure, determine the total number of interscholastic athletic participants that are boys, (and place in Row 2, Column 3). Add Row 1, Column 3 plus Row 2, Column 3 to get total participants and place in Row 3, Column 3.
- 5) Calculate the percentage of female participation. (Row 1, Column 3 divided by Row 3, Column 3 and place in Row 1, Column 4.)  
 Calculate the percentage of male participation. (Row 2, Column 3 divided by Row 3, Column 3 and place in Row 2, Column 4.) Note: Row 1, Column 4 plus Row 2, Column 4 should total 100%.

Note: While being within three percent is not a formal compliance standard; if the percent listed in Row 1, Column 4 is within 3% of Row 1, Column 2, then it provides a good target within which compliance is likely.

Principal's Signature: Maude C. Hoover Date: 3/17/2010



**2009-2010**  
**ACCOMMODATION OF INTERESTS AND ABILITIES**  
**SUMMARY PROGRAM CHART (FORM T-2)**  
**PARTICIPATION OPPORTUNITIES TEST TWO**

KHSAA Form T2  
Rev. 04/09

		Column 1	Column 2	Column 3	Column 4	Column 5
<b>Program</b>		<b>Number of Teams Currently Offered</b>	<b>Number of Participants</b>	<b>Number of Teams Added Since the beginning of the 2005-2006 School Year</b>	<b>Current Number of Participants for the 2009-2010 school year who are playing on teams added since the 2005-2006 School Year</b>	<b>Percent of Total Participation By Sex Added Since the beginning of the 2005-2006 School Year</b>
<b>GIRLS</b>	Row 1	varsity:	11	183	1	21
	Row 2	j.v.:	6	108	0	0
	Row 3	frosh:	1	13	0	0
	Row 4	total:	18	304	1	21
<b>BOYS</b>	Row 5	varsity:	11	214	0	0
	Row 6	j.v.:	5	95	0	0
	Row 7	frosh:	0	0	0	0
	Row 8	total:	16	309	0	0

- 1) For Column 1, list the number of interscholastic teams offered for girls and boys at each competitive level (varsity, junior varsity, and freshman). For girls, total each of the entries in Rows 1, 2, and 3 into Row 4. For boys, total Rows 5, 6, and 7 into Row 8.
- 2) For Column 2, list the number of participants at each level. For girls, total each of the entries in Rows 1, 2, and 3 into Row 4. For boys, total Rows 5, 6, and 7 into Row 8. **Note:** The totals in Row 4 for girls and in Row 8 for boys must be the same as the totals in Form T-1, Column 3, Rows 1 and 2 respectively.
- 3) For Column 3, list the number of interscholastic teams that have been added in the last five years at each competitive level. Count each team added during the 5 year period only one time. e.g. Girl's junior varsity soccer was added 3 years ago, count the team only once, not 3 times. For girls, total the entries in Rows 1, 2, and 3 into Row 4. For boys, total Rows 5, 6, and 7 into Row 8.
- 4) For Column 4, list the number of participants that are **currently** on each level of the teams that were added in the last five years. If a team was added previously but no longer exists, there are no current participants to be added for that team. For girls, total the entries in Rows 1, 2, and 3 into Row 4. For boys, total Rows 5, 6, and 7 into Row 8.
- 5) For Column 5, calculate the percentage of participants that have been added in the last five years. For girls, take the number in Column 4, Row 4 and divide by the number in Column 2, Row 4. For boys, take the number in Column 4, Row 8 and divide it by the number in Column 2, Row 8.
- 6) **Note:** If the percentage of current participants added in the last five years is 25% or greater, compliance with Test Two may be possible. If less than 25%, then compliance with Test Three should be analyzed. **CAUTION: 25% is not a formal compliance standard.**

Principal's Signature: Maude E. Rowe Date: 3/17/2010



**2009-2010  
ACCOMMODATION OF INTERESTS AND ABILITIES  
SUMMARY PROGRAM CHART (FORM T-3)**

KHSAA Form T3  
Rev. 10/08

**Participation Opportunities Test Three**

**FOR ANY QUESTION ANSWERED "YES" IDENTIFY THE RESPECTIVE SPORT(S).**

	<b>GIRLS (Yes / No)</b>		<b>BOYS (Yes / No)</b>
1. For a sport <u>not</u> currently offered in your interscholastic athletics program, is there sufficient interest to form a viable interscholastic team based on participation on an <u>intramural team</u> .	No		No
2. For a sport not currently offered in your interscholastic athletics program, is there sufficient interest to form a viable interscholastic team based on participation on a <u>club team</u> .	No		No
3. For a sport <u>not</u> currently offered, is there sufficient interest, based on the responses to your most recent Student Interest Survey, to form a viable interscholastic team for a sport not currently offered. If yes, what sport?	No		No
4. For a sport currently offered at the <u>interscholastic junior varsity or freshman</u> level is there sufficient interest, based on your most recent Student Interest Survey, to form a <u>varsity team</u> not currently offered?	No		No
5. For a sport not currently offered at the <u>interscholastic junior varsity</u> level is there sufficient interest, based on your most recent Student Interest Survey, to form a <u>varsity team</u> not currently offered?	No		No
6. For a sport not currently offered at the varsity level only, is there sufficient interest, based on your most recent Student Interest Survey, to form a viable team for an <u>interscholastic freshman team</u> that is not currently offered?	No		No
7. If you answered YES to question (1), (2), (3), (4), (5), or (6) are there enough high schools in the geographic area offering the sport (at the appropriate level) to allow for the development of a reasonable schedule of competition?			

Plans to Address Interest:

Principal's Signature : Maude E. Howe Date: 03/17/2010



**2009-2010  
ACCOMMODATION OF INTERESTS AND ABILITIES  
SUMMARY PROGRAM CHART (FORM T-4)**

KHSAA Form T4  
Rev. 04/09

**Levels of Competition Test One**

		Column 1	Column 2	Column 3
Girls	Team Levels	Number of Teams Currently Offered	Number of Participants	Percentage of Participants at Each Level
Row 1	varsity:	11	183	60%
Row 2	j.v.:	6	108	36%
Row 3	frosh:	1	13	4%
Row 4	total:		304	100%
<b>Boys</b>				
Row 5	varsity:	11	214	69%
Row 6	j.v.:	5	95	31%
Row 7	frosh:	0	0	0
Row 8	total:		309	100%

- 1) Column 1, list the number of interscholastic teams offered for girls and boys at each competitive level; varsity, junior varsity, and freshman. (Refer to Form T-2, Accommodation of Interests and Abilities, Summary Program Chart 2, Column 1.)
- 2) For Column 2, list the number of participants at each level. For girls, total the entries in Rows 1, 2, and 3 into Row 4. For boys, total the entries in Rows 5, 6, and 7 into Row 8. (Refer to Form T-2, Accommodation of Interests and Abilities, Summary Program Chart 2, Column 2.)
- 3) For Column 3, calculate the percentage of female and male participants at each level.  
 For girls' varsity, junior varsity, and frosh, respectively:
  - Divide Column 2, Row 1 by Column 2, Row 4, and place the percentage in Column 3, Row 1
  - Divide Column 2, Row 2 by Column 2, Row 4, and place the percentage in Column 3, Row 2.
  - Divide Column 2, Row 3 by Column 2, Row 4, and place the percentage in Column 3, Row 3.
  -
 For boys' varsity, junior varsity, and frosh, respectively:
  - Divide Column 2, Row 5 by Column 2, Row 8, and place the percentage in Column 3, Row 5.
  - Divide Column 2, Row 6 by Column 2, Row 8, and place the percentage in Column 3, Row 6.
  - Divide Column 2, Row 7 by Column 2, Row 8, and place the percentage in Column 3, Row 7.


Principal's Signature: Mark L. How Date: 03/17/2010



**2009-2010  
ACTUAL EXPENDITURES - PROGRAM COMPARISON CHART 1 -(FORM T-35)  
TO INCLUDE BOOSTER CLUB FUNDING**

	Expenditures		Expenditures		Expenditures		Expenditures		Expenditures		Expenditures	
	School	Booster	School	Booster	School	Booster	School	Booster	School	Booster	School	Booster
equipment and supplies												
travel												
awards												
coaches' salaries (to include supplemental and extended employment; dollar amount required)												
					# Coaches for all levels / # Teams for all levels							
facilities improvements												
publications (if sport-specific)												
<b>G basketball</b>	2931.91		1745.84		339.51		6274.00	4/2	2187.22	2681.82		
<b>B basketball</b>	3109.12		1910.00		327.61		5587.00	3/2	2187.22	2681.82		
<b>G softball</b>	3329.97		180.00		218.17		3023.00	2/1	2885.36	2681.82		
<b>B baseball</b>	4290.14		3136.00		218.17		6466.00	4/2	821.36	2681.82		
<b>G cross country</b>	738.59		404.94		218.17		1532.00	2/1	821.36	2681.82		
<b>B cross country</b>	738.59		404.94		218.17		1532.00	2/1	821.36	2681.82		
<b>G golf</b>	694.55		315.01		218.17		1637.00	1/1	821.36	2681.82		
<b>B golf</b>	694.55		315.01		218.17		2070.00	1/1	821.36	2681.82		
<b>G soccer</b>	2904.35		2046.05		218.17		3647.00	2/1	821.36	2681.82		
<b>B soccer</b>	3391.24		1789.97		218.17		5112.00	3/2	821.36	2681.82		
<b>G swimming</b>	966.92		500.00		327.61		1883.00	2/1	821.36	2681.82		
<b>B swimming</b>	966.92		500.00		327.61		1883.00	2/1	821.36	2681.82		

- Total expenditures on T-35 and T-36 on the 2009-2010 year report due by April 15, 2010 of each school year, should reflect the total monies spent (rounded off to nearest dollar) for the entire school year of 2008-2009 ending June 30, 2009.
- Booster Club Funding/Contributions must be included in the above expenditures total. (Note: It is illegal for coaches to be paid by Booster Clubs - Reference KHSAA Bylaw 27)

**Principal's Signature:**  **Date:** 03/17/2010





**2009-2010  
ACTUAL EXPENDITURES - PROGRAM COMPARISON CHART 2 - (Form T36)  
TO INCLUDE BOOSTER CLUB FUNDING**

	equipment and supplies		travel		awards		coaches' salaries (to include supplemental and extended employment; dollar amount required)	facilities improvements		publications (if sport-specific)			
	Expenditures		Expenditures		Expenditures			Expenditures		Expenditures			
	School	Booster	School	Booster	School	Booster	School	Booster	School	Booster	School	Booster	
G track	1678.22		1322.50		164.12		2760.50	3	1	821.36	2681.82		
B track	1678.22		1322.50		164.12		2760.50	3	1	821.36	2681.82		
G tennis	686.70		934.87		137.00		3547.00	2	2	1594.86	2681.82		
B tennis	283.00		536.12		137.00		2784.00	2	2	1594.86	2681.82		
G volleyball	4559.85		1415.00		218.17		3906.00	2	2	2187.21	2681.82		
B wrestling	754.21		0.00		327.61		2456.00	1	1	821.36	2681.82		
G field hockey	10926.38		598.00		218.17		11353.00	6	3	821.36	2681.82		
B football	7755.45		2681.00		218.17		11515.00	6	2	821.36	2681.82		
G lacrosse	8613.31		782.00		218.17		7477.00	5	2	1143.36	2681.82		
B lacrosse	5595.15		450.00		164.12		5520.00	3	2	1143.36	2681.82		

- Total expenditures on T-35 and T-36 on the 2009-2010 year report due by April 15, 2010, should reflect the total monies spent (rounded off to nearest dollar) for the entire school year of 2008-2009 ending June 30, 2009.
- Booster Club Funding/Contributions must be included in the above expenditures totals. Indicate percentage of total expenditures for each gender. (if disparities are obvious, list on your Corrective Action Plan (T-60) what action you will take to correct the problem.

Gender	Expenditures	Percentage
Boys	\$133,492.89	48.4%
Girls	\$142,206.08	51.6%
<b>Total:</b>	<b>\$275,698.97</b>	<b>100%</b>

Principal's Signature: Madea S. Ha... Date: 03/17/2010



**2009-2010 KHSAA TITLE IX ATHLETICS AUDIT (Form T-41)**  
**Checklist - Overall Interscholastic Athletics Program**

KHSAA Form T41  
Rev. 04/09

**DIRECTIONS:**

For the Areas of Compliance (Opportunities and Benefits) listed on the left hand side of the page, place a checkmark under the appropriate column identifying whether your school provided an advantage to the Girls' Program, or to the Boys' Program or to Neither Program. A review of T-35 and T-36 spending patterns might be helpful in completing this form.

Areas of Compliance:	ADVANTAGE TO:		
	GIRLS' PROGRAM	BOYS' PROGRAM	NEITHER PROGRAM
<b>OPPORTUNITIES</b>			
Accommodation of Interest and Abilities			√
<b>BENEFITS</b>			
Equipment and Supplies			√
Scheduling of Games and Practice Time			√
Travel and Per Diem Allowances			√
Coaching	√		
Locker Rooms, Practice and Competitive Facilities			√
Medical and Training Facilities and Services			√
Publicity			√
Support Services			√
Athletic Scholarships			√
Tutoring			√
Any meals provided for home games			√

**If an advantage/inequity is indicated, corrective action should be shown on the Corrective Action Plan, Form T-60.**

Principal's Signature: Mark E. [Signature] Date: 03/17/2010

SCHOOL NAME \_\_\_\_\_



**2009-2010 TITLE IX**

**CORRECTIVE ACTION PLAN**

**(FORM T-60)**

**DIRECTIONS:**

1. For Column 1, indicate the intended area (Opportunities or Benefits) which needs corrective action in order to achieve gender equity. For Column 2, write the suggested change or activities that will correct the area in need of alteration. For Column 3, include the estimated completion date for the changes or activities.
2. It is possible to attain compliance with Title IX and no longer need "corrective" action. However, the KHSAA strongly encourages compliant schools to identify items for improvement (Column 1), activities to accomplish the improvement (Column 2) and a timetable for completion (Column 3) that will strengthen the athletic program.
3. You may copy this form as needed. Please attach corrective action plans along with audit forms and submit by April 15, 2010.

COLUMN 1 SPECIFIC ITEM FOR CORRECTION/IMPROVEMENT	COLUMN 2 PLAN FOR SUGGESTED CHANGE	COLUMN 3 START DATE AND COMPLETION DATE OF CORRECTIVE ACTION
Continued growth in girls fast pitch softball and basketball numbers	Continue momentum built this year by hiring additional qualified coaches at the middle school level to help feed the high school programs	2010-2011 school year - completion will occur upon hiring of coaches
Get more publicity for girls sports that are successful at KCD (soccer, lacrosse, basketball, field hockey)	Appoint Amy Charasike, Associate AD for Girls Sports, to oversee provision of information to the local media outlets and KCD families about these teams.	Immediate beginning and ongoing actions (no set date of completion)
Upgrade high school in season locker rooms for both boys and girls	Add stereo system, new flooring and repair/replace lockers as needed.	Summer 2010

Principal's Signature: \_\_\_\_\_

*M. Anderson*

Date: \_\_\_\_\_

*03/17/2010*



**INTERSCHOLASTIC ATHLETICS  
SURVEY (FORM T-63)  
Summary of Student Responses**

KHSAA Form T63  
Rev. 04/09

School Year: 2009/2010

School Name: Kentucky Country Day School  
Enrollment  
(9-12 Grade): (SHOULD AGREE WITH FORM T-1, COLUMN 1, ROW 3)

Number of 9-11 Grade Students Surveyed: 188

Number of 8<sup>th</sup> Grade Students Surveyed: 62

Date: November 18, 2009

Completed By: Brooks Hower and Dr. J. Tim Green

**Instructions:**

1. Summarize the Student Athletics Interest Surveys Form T-61 by listing the total number of responses on the line next to each sport.
2. Under the Other Category please provide a listing of the sports as well as the number of students who are interested in participating.
3. Please sign and date this Summary Form (T-63) and mail this Summary Form only to the KHSAA by April 15. Do not mail the student surveys (Form T-61). However, these Forms should be maintained in your files in the event they are requested subsequently.

250 Number of Surveys  
233 Total Returned (*A minimum of 80% return is expected*)  
8-11 Grades Surveyed (*Should be grades 9-11 and 8<sup>th</sup> grade if school has a feeder system*)

Who Administered The Survey? Teachers  
How Was The Survey Administered? During Advisee Periods  
Give details on how it was administered and to which school group, Example: English classes, or all home rooms, etc. or advisee/advisor?)

**KHSAA Sanctioned Fall Sports (List Total Number of Participation Responses)**

9 Cross Country (Girls)  
13 Cross Country (Boys)  
51 Football (Boys)  
8 Golf (Girls)  
19 Golf (Boys)  
31 Soccer (Girls)  
34 Soccer (Boys)  
13 Volleyball (Girls)

**Winter Sport** (List Total Number of Participation Responses)

KHSAA Form T-63  
Rev. 04/09

- 17 Basketball (Girls)
- 39 Basketball (Boys)
- 12 Indoor Track (Girls)
- 14 Indoor Track (Boys)
- 16 Swimming & Diving (Girls)
- 16 Swimming & Diving (Boys)
- 8 Wrestling (Boys)

**Spring Sport** (List Total Number of Participation Responses)

- 26 Baseball (Boys)
- 14 Fast Pitch Softball (Girls)
- 25 Tennis (Girls)
- 20 Tennis (Boys)
- 15 Track (Girls)
- 27 Track (Boys)

**Non-KHSAA Championship Sports** (From Student Survey T-61 Question 10)

- 18 Archery
- 46 Field Hockey
- 23 Bowling
- 5 Gymnastics (Boys)
- 9 Gymnastics (Girls)
- 20 Ice Hockey
- 27 Lacrosse (Boys)
- 51 Lacrosse (Girls)
- 16 Rifle
- 14 Rodeo
- 4 Slow Pitch Softball
- 17 Volleyball (Boys)
- 23 Water Polo
- 35 Weightlifting

**Number of Students who participate in Intramural Sports**  
(From Student Survey T-61 Question 5)

<b>Sport</b>	<b>Number</b>
Tennis	3
Volleyball	2
Soccer	2
Lacrosse	6
Field Hockey	12

**List Intramural Sports students are interested in adding:**  
 (From Student Survey T-61 Question 6)

<b>Sport</b>	<b>Number</b>
Frisbee	12
Badminton	10
Cheerleading	7
Table Tennis	6
Ski/Snow Board	7

**Participation in Non-School Sports Activities**  
 (From Student Survey T-61 Question 7)

<b>Sport</b>	<b>Number</b>
Lacrosse	20
Soccer	20
Field Hockey	16
Tennis	17
Horseback Riding	10
Golf	8

**Reasons for not participating in interscholastic athletics**  
 (From Survey Question 8)

- 18 I prefer other activities such as band, chorus, etc.
- 24 I don't have time
- 5 The practice schedules and game times are inconvenient
- 5 The sport I like isn't offered
- 3 It's too expensive
- 7 I prefer to participate in club or intramural sports
- 4 Working
- 3 Other: Noresponse

**Student Suggestions to encourage participation**

1. flyers
2. advertisements
3. promote all sports
4. team building

Principal's Signature \_\_\_\_\_

Date \_\_\_\_\_

**List Intramural Sports students are interested in adding:**  
 (From Student Survey T-61 Question 6)

<u>Sport</u>	<u>Number</u>
Frisbee	12
Badminton	10
Cheerleading	7
Table Tennis	6
Ski/Snow Board	7

**Participation in Non-School Sports Activities**  
 (From Student Survey T-61 Question 7)

<u>Sport</u>	<u>Number</u>
Lacrosse	20
Soccer	20
Field Hockey	16
Tennis	17
Horseback Riding	10
Golf	8

**Reasons for not participating in interscholastic athletics**  
 (From Survey Question 8)

- 18 I prefer other activities such as band, chorus, etc.
- 24 I don't have time
- 5 The practice schedules and game times are inconvenient
- 5 The sport I like isn't offered
- 3 It's too expensive
- 7 I prefer to participate in club or intramural sports
- 4 Working
- 3 Other: Noresponse

**Student Suggestions to encourage participation**

1. flyers
2. advertisements
3. promote all sports
4. team building

Principal's Signature \_\_\_\_\_


Date \_\_\_\_\_

# Title IX Oversight Committee

## December 14, 2009

### Meeting One Agenda

- I. Welcome and Introductions
- II. Overview of Title IX Process in Kentucky
- III. Discussion of Process for KCD
  - a. Financial Review
  - b. Facilities and Offerings Review
  - c. Purpose of Committee
- IV. Discussion of Last Year's Title IX report
- V. Discussion of Title IX Survey
  - a. Figures – what do they tell us
  - b. Trends – positive and negative
  - c. Implementation impact?
- VI. Conclusion






# **Title IX Oversight Committee**

## **March 11, 2010**

### **Meeting Two Agenda**

- I. Welcome and review of previous meeting
  
- II. Discussion of Financial Reports for Title IX report
  - a. Form T-35
  - b. Form T-36
  - c. Financial Addendum – General Monies spent
  
- III. Comparison of Current Report to 2009 Report
  
- IV. Discussion of problem areas - solutions
  
- V. Plan for Meeting 3
  - a. tour of facilities
  - b. Action Plan Development
  - c. Participation Numbers Report
  
- VI. Conclusion



# **Title IX Oversight Committee**

## **March 25, 2010**

### **Meeting Three Agenda**

- I. Welcome and review of previous meeting
  
- II. Discussion of Participation Results
  - a. Form 1
  - b. Form T-2
  - c. Form T-4
  
- III. Discussion of additional Forms (T-3, T-41, T-60)
  
- III. Review of Packet to submitted to KHSAA
  
- IV. Tour of Facilities
  
- V. Conclusion

